



5000 kg



400 V

Heavy-Line Lift

Item No.: TW 250



YouTube
Directly to the product video!

NEW MODEL 2017

NEW: Motor-Cover included



Description

This professional lift has a lifting capacity of 5.0 t and 3-stage telescopic lifting arms enabling you to lift anything from a small car to a transporter or a camper with a long wheelbase.

Features

- 1A Quality built with CE-Certificate
 - Manufactured in accordance to ISO 9001
 - Column chain guard
 - Automatic safety-lock-release system
 - Automatic arm-locking system
 - 2 Hydraulic cylinders for powerful lifting and lowering
 - Steel cable synchronization
 - Special rolled section columns
 - 3-stage telescopic lifting arms
 - NEW: Motor-Cover included
- Stylish design, dust protection and noise reduction*

Delivery contents

- Lift incl. Power unit and Motor-Cover
- Transporter adapters (4 pcs.)
- Heavy duty anchor bolts (12 pcs.)
- Door protectors
- English instruction manual
- Examination book and CE-Certificate

Included:

Transporter adapters (4 pcs.)




optionally available:

Please see our optional special adapter on page 27!



Note try our technical decision helper (on page 28) before buying your 2-post lift(s)!

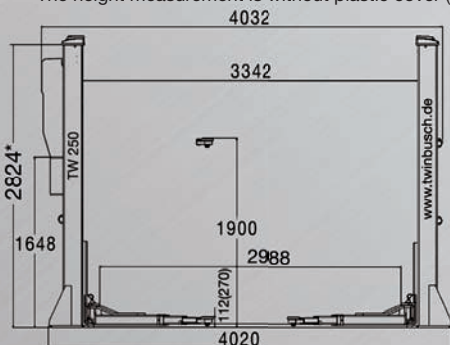
Details



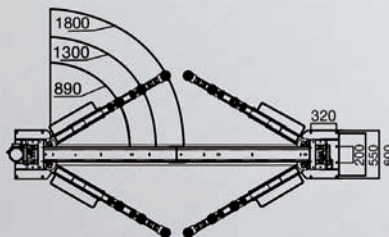
- (1) E-Motor / **NEW: Motor-Cover included**
- (2) Automatic safety lock-release
- (3) 3-stage telescopic lifting arm
- (4) Door protectors
- (5) Automatic arm locking system
- (6) 40 mm high floor plate
- (7) Column chain guard
- (8) 2-stage adjustable lifting pads
- (9) Included: Transporter adapters

Dimensions and technical data | The optional base plate reinforcement

*The height measurement is without plastic cover (cover is optional)



If space is a problem, the lift can also be constructed narrower than the specified total width! How it works? Contact us!



Through experience the required concrete depth (foundation requirement of 250 mm) should be met, this must be checked by the customer. If in exceptional cases the foundation requirement is not met, we offer on page 27 a special solution, which can be used with a concrete thickness of 200 mm to 250 mm.

Technical Data: TW 250	
Lifting capacity	5000 kg
Lifting height max.	1900 mm/Ad 2080
Lowest lifting point	112 mm
Lifting, lowering time (approx.)	45/30 sec.
Power supply	400 V / 3 Phase
Motor power	2,2 kW
Fusing	16 A / type C
Weight (approx.)	970 kg